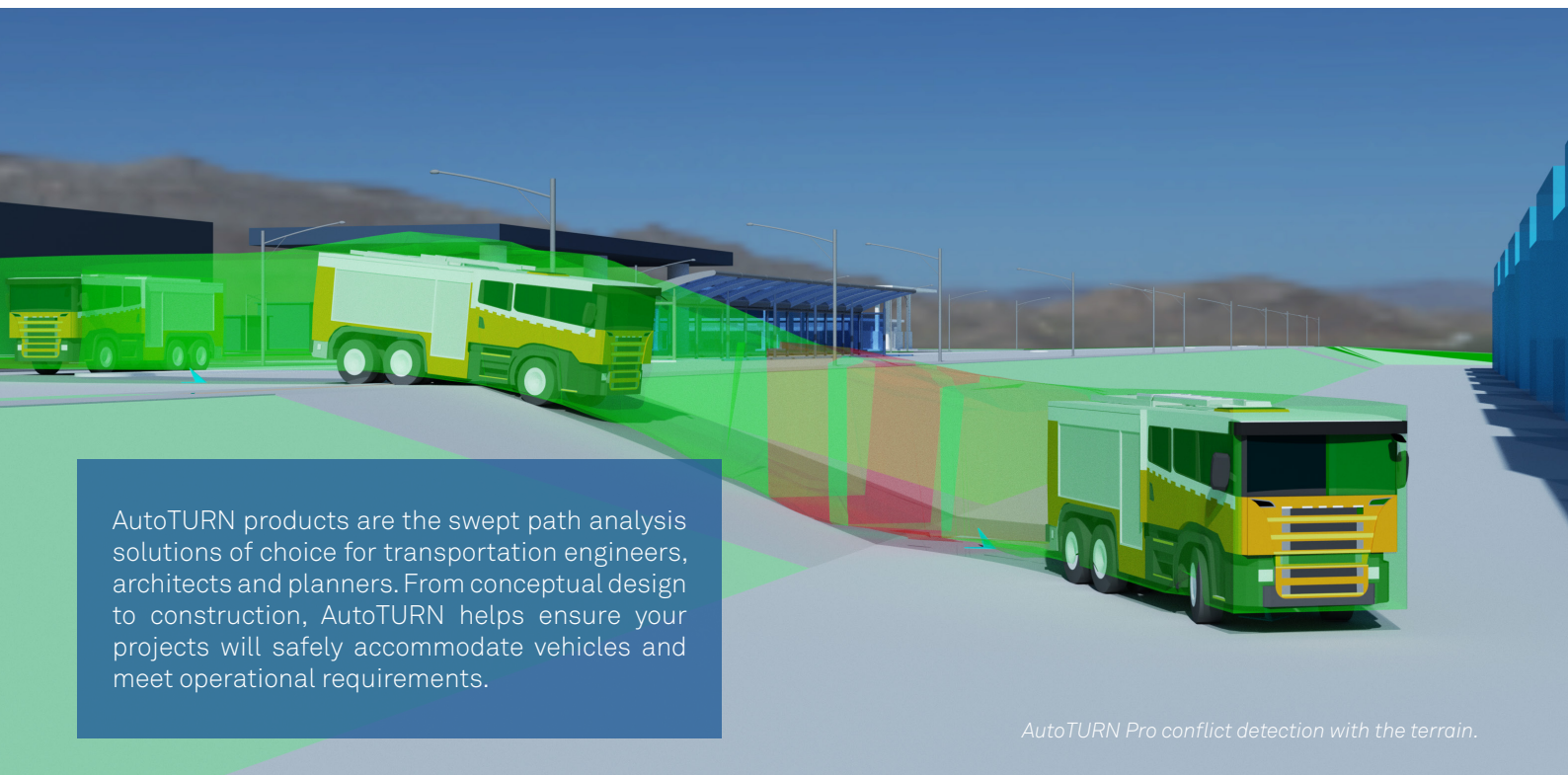




AUTOTURN™

AUTOTURN PRO™

Swept path analysis software



AutoTURN products are the swept path analysis solutions of choice for transportation engineers, architects and planners. From conceptual design to construction, AutoTURN helps ensure your projects will safely accommodate vehicles and meet operational requirements.

AutoTURN Pro conflict detection with the terrain.

What is Swept Path Analysis?

Swept path analysis examines the movement and path of a vehicle to determine the space requirements for vehicle turning maneuvers. Making swept path analysis part of each phase of the design process can help avoid costly and time-consuming mistakes by ensuring designs safely and efficiently accommodate vehicle movements.

Developed by Industry Experts

AutoTURN was created and is supported by an experienced team of civil engineers and software developers dedicated to innovation.

We collaborate with industry associations such as AASHTO (US) and CROW (The Netherlands) to develop design vehicles and turning templates, and work with our users to understand their needs and continually innovate.

AutoTURN Helps to Make Your Designs Safer and More Efficient

The industry standard for more than 25 years, AutoTURN, developed by transportation engineers, is field-tested and proven to be the most accurate and reliable swept path solution available.

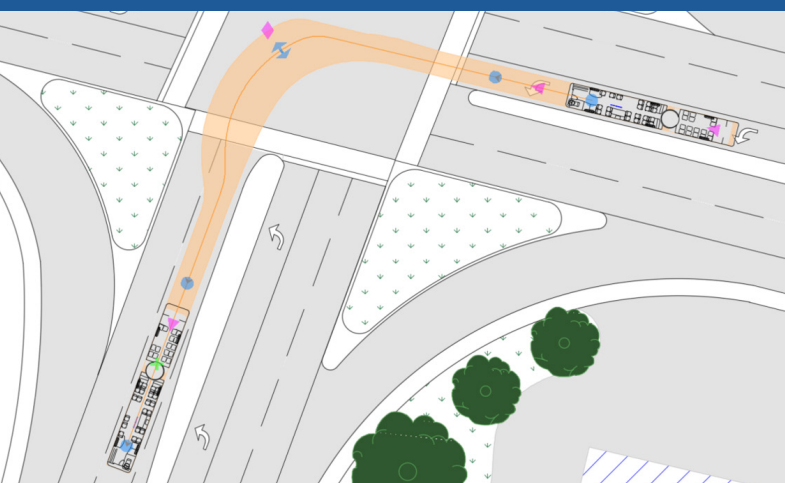
AutoTURN is easy to learn and user-friendly while delivering powerful results, allowing designers to quickly:

- Explore design options and alternatives
- Optimize designs while minimizing rework
- Comply to your local guidelines on design vehicles
- Evaluate safety and operational impacts
- Increase productivity in planning and design phases



AutoTURN helps you create designs that ensure safe and efficient vehicle access and adherence to road design guidelines.

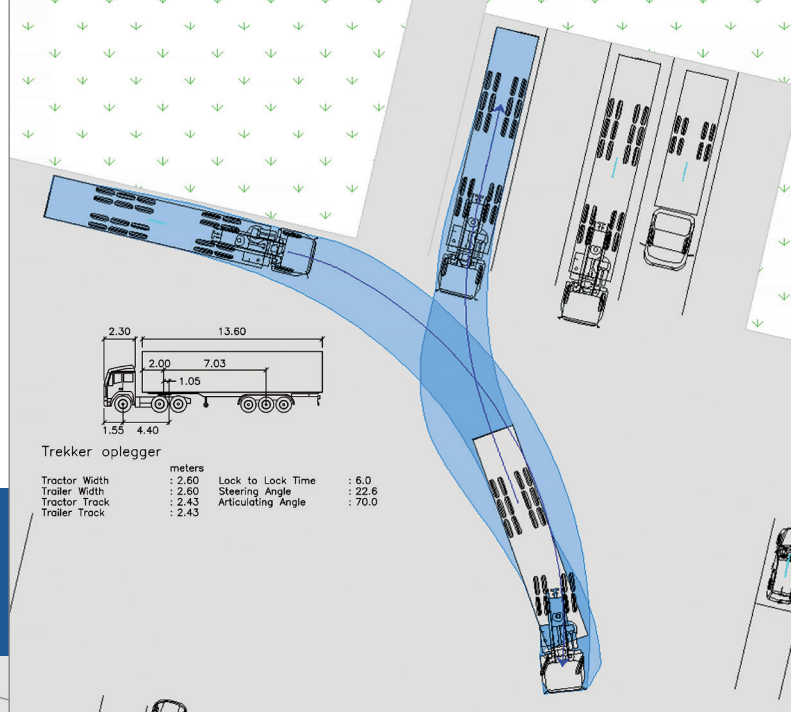
FEATURES



Articulated bus in Intersection + Path Control with nodes.

Generate and Visualize Vehicle Paths

Maneuver design vehicles to produce a visual clearance envelope that allows you to easily determine if the geometric design can accommodate vehicle movements.



Semi-trailer Reverse into a loading bay.

Optimize Your Design

Instantly modify vehicle trajectories by moving nodes as you revise and refine your designs. You can create faster modifications with fewer iterations.

Realistic Reverse Modes for Multi-Part Vehicles

Two realistic ways to model reverse maneuvers: pull from the trailer or push from the prime mover.

Examine Sightlines and Stopping Distances

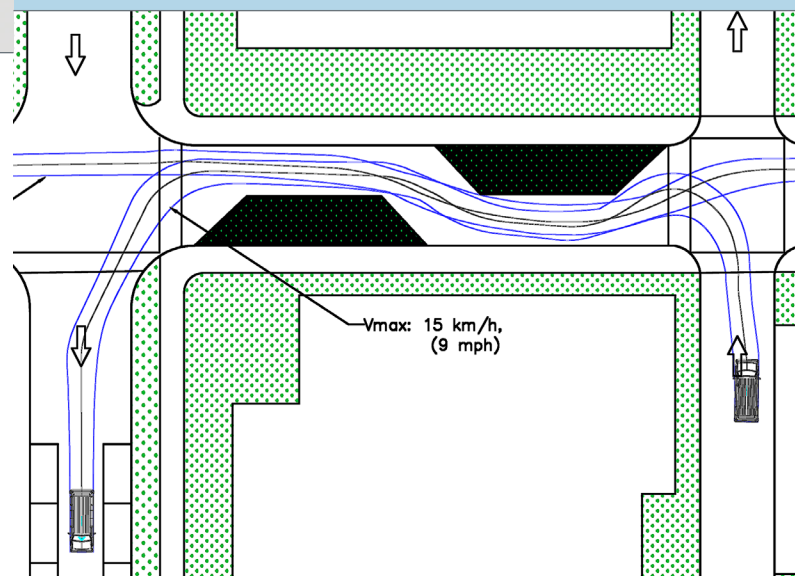
Make sure the driver's view is clear and unobstructed with sightline analysis and stopping sight distances.

Create Your Own Design Vehicles and Outlines

It's simple to create your own vehicles and model different vehicle outlines with the easy-to-use interface.



AutoTURN Pro, the intelligent swept path analysis solution, has all the great functionality of AutoTURN plus advanced automation and true 3D capabilities. Even if your designs work in 2D, make sure they pass a 3D check.



IntelliPath automates drive paths and checks maximum speeds.

FEATURES



Manufacturer-based Vehicle Libraries
- FREE to AutoTURN Pro MAP subscribers.

3D Clearance Analysis

Our unique 3D technology highlights potential conflicts between vehicles and terrain or overhead obstructions. You can instantly see where you may need to adjust your design. The analysis considers yaw, pitch and roll, overhead conflicts, and vertical curve conflicts that may not be apparent.

IntelliPath

Automatically simulate vehicle paths and perform swept path analysis for complex scenarios, such as traffic calming and site circulation analysis. You can generate multiple maneuvers for many vehicles in seconds, saving time and performing faster analysis. It will also provide you with the maximum possible speed on a given route.

Manufacturer-Based Vehicle Libraries

AutoTURN Pro's Maintenance Assurance Program includes models that are based on manufacturer specifications including Volvo, Mercedes and Hino. The models are dimensionally accurate for analysis and visually appealing for presentations.

VEHICLE LIBRARIES



Transoft engineers work with professional bodies around the world to ensure our vehicle libraries are the most comprehensive and up-to-date in the industry. The design vehicles are based on the standards and guidelines of the following countries:

- North and Latin America – Argentina | Brazil | Canada | Chile | Colombia | Mexico | Peru | USA
- Europe, Middle East and Africa – Austria | Czech Republic | Denmark | Finland | France | Germany | Hungary | Iceland | Italy | Netherlands | Norway | Poland | Russia | South Africa | Spain | Sweden | Switzerland | UAE | UK
- Asia Pacific – Australia | Cambodia | India | Indonesia | Israel | Japan | Korea | New Zealand | Philippines | Taiwan | Vietnam

AutoTURN also features specialized libraries for vehicle types including: Wind Tower Trailers, Wind Blade Trailers, Beam Transporters I and II, Booster Trailers 19-axle, Heavy Haulers, and eco-combis.

COMPATIBILITY

AutoTURN and AutoTURN Pro are compatible with the following CAD platforms:



- Autodesk® AutoCAD® 2010 – 2018 (except AutoCAD LT)
- Autodesk® AutoCAD® Civil 3D® 2010 – 2018 alignments
- Bentley® MicroStation® V8i, CONNECT®
- Bentley® PowerDraft V8i, PowerCivl V8i
- Bentley® Power GEOPAK V8i, Power InRoads V8i
- Bentley® AECOsim Building Designer V8i, CONNECT
- Bentley® OpenRoads Designer CONNECT
- Bricsys® BricsCAD® (Pro and Platinum) V16 – V18
- ZWSOFT ZWCAD 2017 – 2018



MAINTENANCE ASSURANCE PROGRAM (MAP)

Our MAP subscription provides enhanced value to your software investment by providing you access to the latest releases, unique features, and priority technical support.



LANGUAGES SUPPORTED

The AutoTURN software is available in English, French, German, Italian and Spanish.



PROJECT SUPPORT SERVICES (PSS)

Transoft's team of engineers and designers can create custom vehicles for your design analysis. It is a low-cost, quick turnaround service.

TESTIMONIALS

"We need AutoTURN for everything that has to do with roads. I can not list all the projects for which we had to use AutoTURN. In fact we use it every day."

Emch+Berger, Germany

"With AutoTURN we checked the swept path in building permit applications, proving the trafficability of streets and T-junctions and also the space needed by vehicles in bends," said Stephan Bussmann from City of Mainz planning office."

City of Mainz - Mainz, Germany

"We use AutoTURN every week. It helps us with the design of wind farm roads."

TYPSA, Spain

"AutoTURN is very fast and convenient to use. The swept paths are accepted by clients and considered reliable."

Arcadis, Netherlands

"Good quality software for vehicle simulations."

Commune de Montreux, Switzerland



AutoTURN Pro — the only true 3D swept path solution.

AutoTURN can be used for many different design projects such as:

Construction Sites
Driveways
Emergency Vehicle Access
Fast Food Drive-Throughs
Intersections
Loading Bays
Mine Sites

Oversized/Abnormal Loads
Parking Lots
Petrol/Filling Stations
Rail Crossings
Roundabouts
Special Transport
Transit/Bus Loops

ABOUT TRANSOFT SOLUTIONS

CONTACT

Transoft Solutions, Inc. develops planning, design and analysis software for each phase of the transportation design process. We create innovative and easy-to-use software for transportation professionals, serving over 50,000 users across 120 countries. Since 1991, civil engineers and technologists, architects, and city planners across traffic engineers across local, regional and national road authorities, airport authorities, cities, ports, and infrastructure consultants have come to rely on Transoft's field-researched design solutions.



Phone

Netherlands +31 (0) 10 258 78 78
United Kingdom +44 (0) 161 222 0208
Germany +49 (0) 2203 98 330 31

Email

infoEU@transoftsolutions.com

Website

transoftsolutions.com/emea